

Performance

Mast Max. Elevation	8.12 m
Height Stowed	2.50 m
Length Stowed Drawbar in Transport Position	2.38 m
Drawbar in Towing Position	3.13 m
Stowed Width	1.75 m
ATM	1,435 kg
GTM	1,220 kg
Length with Outriggers Extended	3.75 m
Width with Outriggers Extended	3.15 m
Wind Speed Rating (maximum allowable)	100 km/hr

Standard Specifications

Power

Engine	Kubota Z482-E4B
Engine Emission Level	Tier 4 Final
Fuel Type	Diesel
Fuel Consumption (litre per hour)	1.5 L/hr
Recharge Time from 85% DOD (Depth of Discharge)	4.5 hours
Generator	52 V 3-phase PMG
Battery	2 x 205 A hr Lithium (LiFePO ₄)
Battery Run Time (before Recharge)	12 Hours (100% light output to 70% DOD, 25% light output from 70% to 85% DOD)
Lights	LED
Colour Temperature	5700 K
Light Power	6 x 260 W
Luminous Output	312,000 lm
Control System	Fully Integrated PLC System
Noise Level @ 7m radius	70 dB(A)
Fuel Tank Capacity	165 L

Travel

Wheels	116" x 6J
Tyres	205/80 x 16"
Towing Speed (maximum)	80 km/hr

Mast System

Lift	Hydraulic
Mast Lift Time	90 seconds
Mast Lower Time	75 seconds
Telescope	Hydraulic
Lighthouse Tilt	115° Hydraulic
Rotate	350° Manual
Hydraulic System Pump	
Voltage	12 V DC
Pressure	192.5 bar (2800psi)
Flow Rate	0.78 cm ³ /rev
Function Control	Electric over Hydraulic



Standard Features

- Fully integrated PLC system with
- Daylight sensing photo-electric cell
- Auto-dimming LED-light output
- External emergency stop
- Bunding for all fluids (110%)
- Auto stop / start
- Forklift tyne pockets
- Rated lifting and tie-down lugs
- Extendable drawbar with transport stabiliser
- Long extension wind down outriggers
- 350° rotation of light head
- Torsion independent IRS axle
- Drum brakes with hydraulic over-ride
- 12 / 24 V LED trailer traffic lights
- 7 Pin flat trailer plug
- Low fuel cut-out
- Fire extinguisher 4.5 kg
- Double pole battery isolator
- Starter motor isolator
- Beacon
- Exhaust heat wrap

Accessories & Options

- Anderson jump start receptacle
- Wheel chocks
- Reflective tape
- Pressure relief radiator cap
- Hydraulic outriggers
- Customised paint
- Alternative trailer plugs
- MDG-15 Spec
- Inside canopy work light

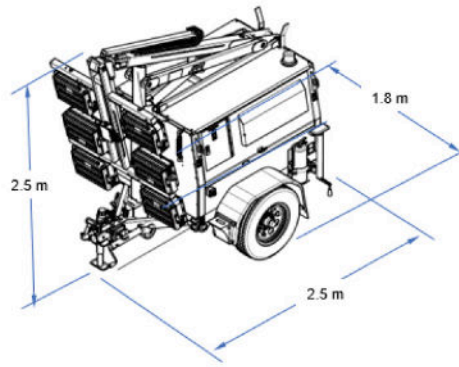
HLED-6

LIGHTING TOWER

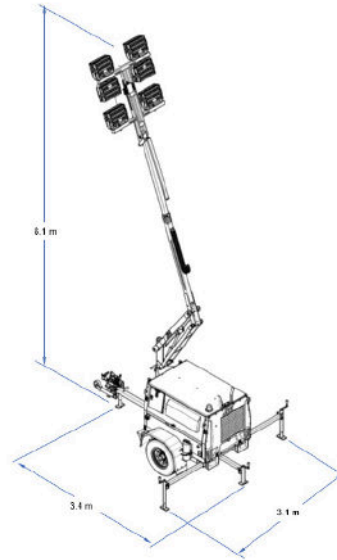


Dimensions

All dimensions are approximate.

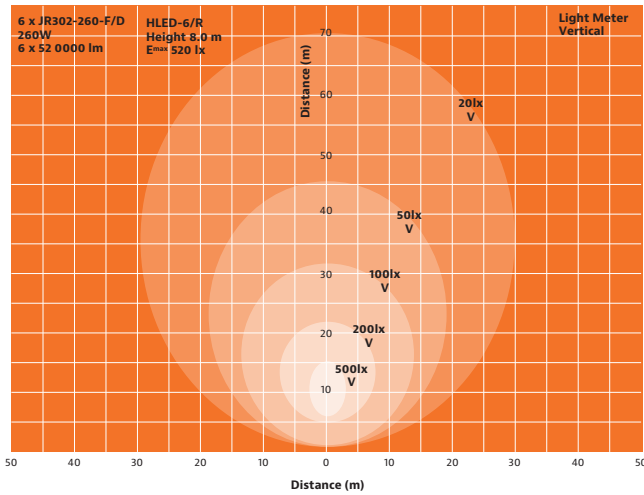


HLED-6 stowed for transport.



HLED-6 lighting tower.

Isolux Plot



The JLG "1 & 5" Warranty

The JLG "1 & 5" Warranty JLG Industries, Inc. backs its products with its exclusive "1 & 5" Warranty. We provide coverage on all products for one (1) full year and cover all specified major structural components for five (5) years. Due to continuous product improvements, we reserve the right to make specification and/ or equipment changes without prior notification.

R0524

JLG Industries (Australia)
358 Park Road
Regents Park, NSW 2143
Telephone 02 8718 6300
Fax 02 8718 6377
www.jlg.com.au

An Oshkosh Corporation Company